

FEEDOUT WAGONS

COMBY FEEDER & SILAGE WAGON RANGE



HUSTLER®

Rethinking the Everyday

NEW ZEALAND MADE HIGH QUALITY FEED OUT SOLUTIONS



1960

1970

1980

HUSTLER'S HERITAGE >

From humble beginnings on a farm in Hawkes Bay, New Zealand in 1961, steady increase has led to the creation of a global company with exceptional foundations. Hustler builds uniquely engineered, world-class products which are formed from an innovative heritage of ingenuity and combined with a wealth of industry knowledge and experience.

Hustler Equipment was founded in Hawke's Bay

First sprayers built

First exports to Hawaii, Bermuda, Samoa, Fiji and Australia

2 year warranty introduced

INDUSTRY 1st
Patented self-steer sprayers introduced

INDUSTRY 1st

- Mast sideshift
- Patented high ground clearance
- Patented bintipper clamp

INDUSTRY 1st
Multi-lift™ non hydraulic forklift patented NZ and Australia



CONTENTS

Super Comby	04
Super Comby EX	08
Comby PR Series	10
Mega Comby X	12
Mega Comby XL	14
Silage Wagons	16
Comby Spread	18
Quick Hitches	19
Tip Trailers	20
The Hustler Family	21
After Sales Support	22
Key Hustler Contact Information	23



1990

2000

2010

2020 >

Front Runner™ front mounted minilift introduced

Load Floater™ suspension bin fork introduced

INDUSTRY 1st
Patented CHAINLESS 2000 bale feeder introduced

INDUSTRY 1st
Softarms™ developed for handling wrapped bales

INDUSTRY 1st
Equaliser introduced

INDUSTRY 1st
VMX™ forklifts launched

INDUSTRY 1st
Patented VS™ high visibility fork arm introduced

INDUSTRY 1st
Patented CHAINLESS 4000 self loading bale feeder introduced

INDUSTRY 1st
CHAINLESS 8000 multi-bale feeder

SL Range of chain type bale-feeders introduced

SLX bale feeders launched

Large capacity linkage sprayers introduced

Duraboom, NZ's toughest attachment introduced

INDUSTRY 1st
SL-450T folding extension trough feeder introduced

Robertsons Manufacturing Acquisition - Comby Range

SL360X bale feeder launched

X5000 Series re-developed Chainless bale feeders introduced

Hurricane straw spreader attachment introduced

INDUSTRY 1st
Revolutionary Katipo sprayer range introduced

Super Comby

THE COMPLETE HAY, SILAGE AND GRAIN FEEDER

The Super Comby is a very versatile machine being able to feed all types and sizes of round and square bales including straw, hay and baled silage. All of these are able to be loaded with the self-loading forks and conveyed into place with the hydraulic driven floor conveyor. The Super Comby also feeds fine chop silage, with a level load capacity of 10.5m³ or 13.0m³ using the optional slip-on extension bin.

LOAD DIVIDING

The unique load dividing design utilises the entire body for storage capacity, making for more compact and manoeuvrable feeder with better visibility of the load and more weight transferred to the tractor, especially important when operating in the field.

LOAD CELL READY

All new comby wagons come weigh-scale ready from the factory, providing you with a future-proofed feeding solution and easy entry into the world's best silage feeders. The unique design weighs the entire feeder, whether parked or on the tractor.

SWINGING TAILGATE

The new tailgate design makes for quicker and easier operation and stores neatly along the side of the feeder.

HD AXLES

The toughest axle design on the market by a country mile, giving total peace of mind, and eliminating any possibility of downtime. 70 x 70 square stub axles standard.

LOWER MAINTENANCE

With only one floor runs continuously and the remaining 2 floors move on demand, this substantially reduces maintenance compared to that of a traditional silage wagon.

MUDGUARDS

Standard the Super Comby is fitted with full length mudguards to protect your feed from contamination and keep the feeder clean.



> CAPACITY

3-4 Round Bales
4-6 Square Bales
10.5m³ level load (13m³ heaped)
15.5m³ with rear bin heaped
500kg Grain loading
Inside bin dimensions: 4.15m x 2.2m x 1m (LxWxH)

COVERED SHAFTS

A pressed bullnose covers the driveshafts which eliminates any possibility of feed wrapping around the shafts or jamming.

STEEL FLOOR

The all steel floor design, that lasts the life time of the feeder, you'll never need to worry about a broken board breaking a chain, or rotting out from the exposure to silage juices.

WELDED BODY

The fully welded body eliminates the need for bolts or rivets which can loosen when subject to vibration or flex.



THE SUPER COMBY HAS A BUILT IN BALE MANIPULATOR FOR ACCURATE LOADING.

BALE MANIPULATOR

The patented bale manipulator aids the loading of large round bales and can be operated from the operators seat on the tractor.

PROTECTED HYDRAULICS

The hydraulic valves are nicely protected from the weather, mud and other contaminants. Another built-in downtime saver.

SAFETY CHAINS

Standard the Super Comby comes with safety chains, for added operator safety both on and off the road.

FORGED TOWING EYE

The approved towing eye offers 360 degree rotation to protect your tractor and can be locked to simplify hooking up with a quick-hitch.

TILTING ELEVATOR

Allows the operator to easily feed into troughs, bunks or pasture, and to vary the thickness of the feed-line. The generous overhang eliminates feed being driven over by the wheels, whilst maintaining stability.

STRONG RHS BARS

RHS bars are substantially stronger torsionally than angle type bars of same size. We've used RHS bar on all floors for strength and reliability.

1635MM WIDE ELEVATOR

The widest elevator on the market, handles any shape or size of supplementary feeds, even the largest of 5' bales. And the chain/slat design never slips or stretches like that of a conveyor belt. Tensionable chains for adjustment after wear.

HEAVY DUTY JACK

The tough 80mm screw jack with the largest support area, means the jack supports the machine better whilst loading.



Super Comby

06



The Hustler Super Comby is a very versatile machine being able to feed all types and sizes of round and square bales including straw, hay and baled silage. All of these are able to be loaded with the optional self-loading forks and conveyed into place with the hydraulic driven floor conveyor. The Super Comby also feeds fine chop silage, maize silage, root crops, vegetables and more, with a level load capacity of 10.5m³ or 13.0m³ using the optional slip-on extension bin.

OPERATIONAL FEATURES

The Hustler Super Comby has a simple easy joystick control feeding system. The elevator feeding system is controlled from the tractor hydraulics which can be stopped and started. The flow of oil passes through the elevator and goes to a joystick controlled valve system giving forward and reverse of the feeding chamber and forward and reverse of the floor conveyor which brings feed material into the feed chamber.

The rear self-loading forks are controlled by the second double acting control in the tractor. The controls on the Super Comby give full control of the feed material, being able to forward and reverse all floor movements. The elevator delivers feed out of the side of the machine and can be varied from light for sheep and deer to the heavier row for feeding cattle.

> SPECIFICATIONS


OVERALL WIDTH	2570mm
OVERALL LENGTH (with forks down)	8370mm
OVERALL LENGTH (with forks & bin up)	5970mm
OVERALL HEIGHT	1780mm
OVERALL HEIGHT (with forks up)	3500mm
TARE WEIGHT (basic machine)	2300kg
TARE WEIGHT (with fork & bin)	2810kg
TARE WEIGHT (grain system only)	200kg
TYRES	11.5/80 x 15.3
TANDEM AXLE	4 tonne per pair
JOYSTICK	Manual Cable/Optional Electric
HYDRAULICS (required for std w/ tilting elevator)	1pair double acting
HYDRAULICS (required with fork/bin)	Additional 1 pair double acting

Additional 1 pair double acting
3 pair can be reduced for 2 pair with diverter valve




"The Super Comby was the best purchase we have ever made, with the capacity and performance it can feed out everything and has saved me time and labour costs."

Martin - Ashburton, New Zealand



"I just can't say enough about it, everything we've put in it, it feeds it out, it's just a remarkable machine! I'd recommend them strongly to anyone feeding out."

Max - Hawke's Bay, New Zealand



COVERED SHAFTS AND LOAD DIVIDING



ROAD LIGHT KIT FOR SAFE TRAVELLING



GRAIN FEEDING ATTACHMENT

Benefits of Load Dividing

- 1 LESS PRESSURE ON DRIVES
- 2 LESS WEAR AND TEAR
- 3 FASTER LOADING
- 4 ABILITY TO CALIBRATE LOAD FROM TRACTOR SEAT
- 5 TOTAL MACHINE CAPACITY

> OPTIONAL EXTRAS

Customise the Super Comby to fit your specific needs

COMBY SPREAD

The ideal unit for Spreading Causmag and/or Minerals onto the row.

TYRES OPTIONS

11.5/80 x 15.3AW tread (standard)
400/60 x 15.5AW tread
400/60 x 15.5 Grip tread

CLIP ON GRAIN, NUT & MEAL FEEDER

Variable speed hydraulic grain, nut & meal system. Mounts on side of machine

SELF LOADING FORKS

For self-loading round and square bales and extra capacity.

SILAGE DOOR - STANDARD

Hinged fine mesh door for silage. Stores on side of machine.

TILTING ELEVATOR - STANDARD

An advantage for trough feeding, feeding round bales and putting feed along fence lines etc.

SILAGE EXTENDING BINS

Slips on to forks for extra silage capacity. (Turns machine into 12m³ silage feed wagon). (13.5m³ heaped).

DIVERTER VALVE

Saves on one pair of hoses when using forks & tilting elevator.

LOAD CELL WEIGHING

For accurate weighing of silage and bales. Also optional wireless available.

ELECTRIC JOYSTICK CONTROL - STANDARD

An option to standard cable joystick, give fingertip control to the cross floor & main floor movement.

FEED PAD KIT

An optional extra for the Comby Range that eliminates leakage.

Super Comby EX

THE COMPLETE HAY, SILAGE & GRAIN FEEDER

"THE IDEAL UNIT FOR SPREADING CAUSMAG AND MINERALS ONTO THE ROW."

The Super Comby EX is a very versatile machine being able to feed all types and sizes of round and square bales including straw, hay and baled silage. All of these are able to be loaded with the self-loading forks and conveyed into place with the hydraulic driven floor conveyor. The Super Comby EX also feeds fine chop silage, maize silage, root crops, vegetables and more with a level load capacity of 13m³ or 15m³ using the optional slip-on extension bin.

> CAPACITY

4-5 Round Bales
 6-8 Square Bales
 13.0m³ Level Load Capacity
 15.5m³ Heaped Load Capacity
 15.0m³ Level Load
 (Capacity with forks and extension bin)
 17.5m³ Heaped Load
 (Capacity with forks and extension bin)
 2.3m wide x 5.3m Internal Dimensions



Benefits of Load Cell Weighing

The Hustler Super Comby EX has a unique load cell weighing system that means the wagon can be a one piece structure, rather than a separate chassis and body. This unique system adds a large amount of strength to the machine.

The Super Comby EX has a 6 cell system (2 at the tow point and 4 on the 4 corners of the tandem axle assembly).

The monitor is on a swing arm so it can be swung out for visibility whilst loading.

> SPECIFICATIONS

OVERALL WIDTH	2900mm
OVERALL LENGTH	7180mm
OVERALL LENGTH (with forks)	9580mm
OVERALL HEIGHT	2930mm
TARE WEIGHT (basic machine)	2960kg
TARE WEIGHT (with load cell weighing)	3170kg
TARE WEIGHT (with load cell weighing fork & bin)	3470kg
STANDARD TYRES	400/60 x 15.5AW
AXLE	Heavy Duty Tandem
HUBS & STUBS	70mm
TOWING EYE	50mm Swivel
JOYSTICK	Electric
HYDRAULICS (required for standard)	2 pair double acting
HYDRAULICS (required with fork/bin)	

Additional 1 pair double acting
3 pair can be reduced for 2 pair with divertor valve



HEAVY DUTY BATTERY



6 CELL MONO STRUCTURE
LOAD CELL WEIGHING



STANDARD LOAD CELL WEIGHING
MONITOR FITTED TO FEEDER
*(optional wireless scales are in the cab)



"Over the years I have purchased 4 Robertson machines. They are the strongest, most reliable, hardest working machine around. With the capability of feeding out silage, round & square bales so it also saved us capital expenditure by eliminating the need to purchase a second machine"

Ged - Warrnambool, Australia



"After 13.5 years with our old Super Comby and only having to replace 3 chains apart from the general maintenance and greasing, it made perfect sense to buy another one. The new Super Comby EX is saving me an hour every day."

Ron - Wairarapa, New Zealand

The SUPER COMBY EX shares the same optional extras as the SUPER COMBY - Please refer to page 7.

Comby PR Series

THE COMPLETE HAY & SILAGE FEEDER FOR THE MEDIUM-LARGER FARM



The Hustler Comby PR Series is a very versatile machine being able to feed all types and sizes of round and square bales including straw, hay and baled Silage. The Comby PR series also feeds fine chop Silage, with load capacities of 6m³ (Bale Feeder) - 13.5m³ and 21.5m³.

OPERATIONAL FEATURES

The Hustler Comby PR Series has an electric joy stick control feeding system. The elevator feeding system is controlled from the tractor hydraulics which can be stopped and started. The flow of oil passes through the elevator and goes to a joy stick controlled valve system giving forward and reverse of the feeding chamber and forward and reverse of the floor conveyer which brings feed material into the feed chamber. The controls on the Comby PR Series give full control of feed material, being able to forward and reverse the cross floor movements. The elevator delivers feed out of the side of the machine and can be varied from light for sheep and deer to the heavier row for feeding cattle. The optional electronic scales give accurate weight while loading or feeding out.



> BENEFITS OF LOAD DIVIDING

- Less pressure on drives
- Less wear and tear
- Faster loading
- Ability to calibrate load from tractor seat
- Total machine capacity

> FEATURES

- Load Cell Drawbar
- Feed Pad Kit
- Tilting Elevator



> CAPACITY

	PR600	PR1350	PR2100
ROUND BALES 4' DIAMETER	4 - 5	4 - 5	4 - 5
SQUARE BALES	6 - 12	6 - 12	6 - 12
BULK SILAGE LEVEL LOADED	6m ³	13.5m ³	21.5m ³
BULK SILAGE LEVEL HEAPED LOADED	8m ³	16m ³	24m ³
MAXIMUM LOAD	12 tonne	12 tonne	12 tonne
INTERNAL DIMENSIONS	2.2m x 5.6m	2.2m x 5.6m	2.2m x 5.6m

> SPECIFICATIONS

	PR600	PR1350	PR2100
OVERALL WIDTH	2650mm	2650mm	2650mm
OVERALL WIDTH (with elevator down)	3650mm	3650mm	3650mm
OVERALL HEIGHT LOADING	1650mm	2250mm	3000mm
OVERALL LENGTH	8950mm	8350mm	8950mm
STANDARD TYRES	400/60 x 15.5AW	400/60 x 15.5AW	400/60 x 15.5AW
AXLE	Heavy Duty Tandem	Heavy Duty Tandem	Heavy Duty Tandem
HUBS & STUBS	70mm	70mm	70mm
TOWING EYE	50mm Swivel	50mm Swivel	50mm Swivel
HYDRAULICS (required for standard)	2 pair double acting	2 pair double acting	2 pair double acting
HYDRAULICS (required with tilting elevator)	2 pair double acting	2 pair double acting	2 pair double acting
JOYSTICK	Electric	Electric	Electric
TARE WEIGHT	4000kg	4140kg	4290kg



> Feed Pad Kit

Standard on the PR Series.



Mega Comby X

THE COMPLETE HAY & SILAGE FEEDER FOR THE LARGER FARM





The Hustler Mega Comby X is a very versatile machine, being able to feed all types of sizes of round and square bales including straw, hay and baled silage. All of these are able to be loaded with the self-loading forks and conveyed into place with the hydraulic driven floor conveyor.

The Mega Comby X also feeds fine chop silage, with a level load capacity of 17m³ or 20m³ using the extension bin assembly.

OPERATIONAL FEATURES

The Hustler Mega Comby X has an electric joystick control feeding system. The elevator feeding system is controlled from the tractor hydraulics which can be stopped and started. The flow of oil passes through the elevator and goes to a joystick controlled valve system giving forward and reverse of the feeding chamber and forward and reverse of the floor conveyor which brings feed material into the feed chamber.





> OPTIONAL EXTRAS

Customise the Mega Comby X to fit your specific needs

BIN

Bolt on extension bin extra 2m³

BRAKED AXLE

Fully oscillating axle with hydraulic brakes. For use with hydraulic Remote or braking coupling.

> CAPACITY

10 Round Bales 4' diameter
10 Square Bales
17m³ Bulk Silage Level Loaded
Maximum Load 8 tonne
2.6m wide x 6m Internal Dimensions

> SPECIFICATIONS

OVERALL WIDTH	2900mm
OVERALL LENGTH (with forks down)	8100mm
OVERALL HEIGHT	2350mm
STANDARD TYRES	400/60 x 22.5
TANDEM AXLE	8 tonne per pair - 8 stud
HYDRAULICS (required for standard)	2 pair double acting



Mega Comby XL

THE COMPLETE HAY & SILAGE FEEDER FOR THE LARGER FARM



The Hustler Mega Comby XL is a very versatile machine being able to feed all types and sizes of round and square bales including straw, hay and baled silage. The Mega Comby XL also feeds fine chop silage, with a level load capacity up to 20m³ or 24.5m³ using the extension bin assembly.

OPERATIONAL FEATURES

The Hustler Mega Comby XL has an electric joy stick control feeding system. The elevator feeding system is controlled from the tractor hydraulics which can be stopped and started. The flow of oil passes through the elevator and goes to a joystick controlled valve system giving forward and reverse of the feeding chamber and forward and reverse of the floor conveyer which brings feed material into the feed chamber. The controls on the Mega Comby XL give full control of feed material, being able to forward and reverse all floor movements. The elevator delivers feed out of the side of the machine and can be varied from light for sheep and deer to the heavier row for feeding cattle. The optional electronic scales give accurate weight while loading or feeding out.

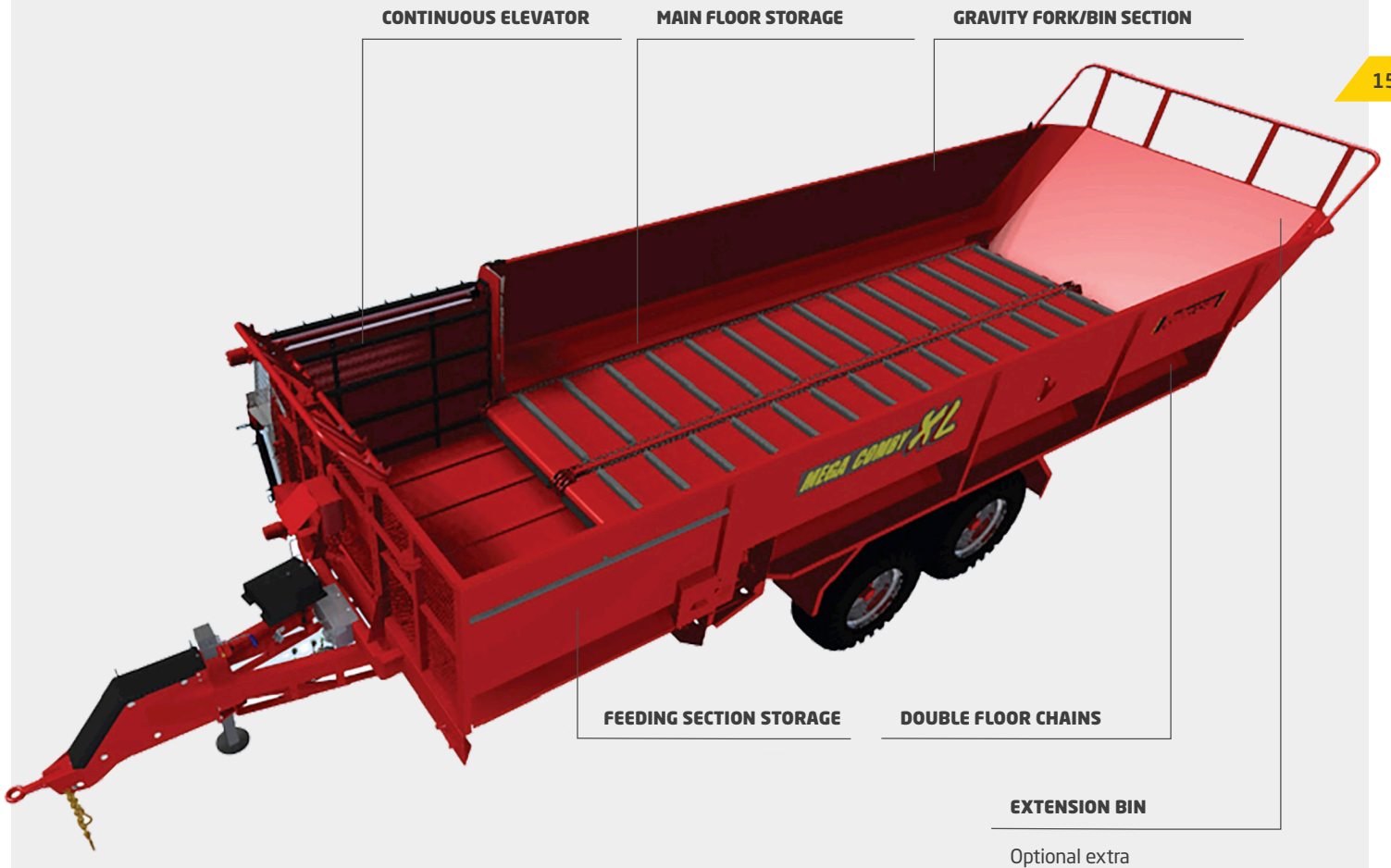
> CAPACITY

10 Round Bales
8-12 Square Bales
20m³ Bulk Silage Level Loaded
Maximum Load 12 tonne
2.6m wide x 7.3m Internal Dimensions

> SPECIFICATIONS

OVERALL WIDTH	2900mm
OVERALL LENGTH (with forks down)	9750mm
OVERALL HEIGHT	2350mm
STANDARD TYRES	400/60 x 22.5
TANDEM AXLE	8 tonne per pair - 8 stud
HYDRAULICS (required for standard)	2 pair double acting

All products are sandblasted, primed and finished with heavy duty 2 pack polyurethane paint for a long lasting finish.



> OPTIONAL EXTRAS

Customise the Mega Comby XL to fit your specific needs

BIN

Bolt on extension bin extra 2m³

TYRES OPTIONS

500/45.225 Wheel assemblies

WIRELESS LOAD CELL

BRAKING AXLE

Fully oscillating axle with hydraulic brakes. For use with hydraulic remote or braking coupling.

LOAD CELL WEIGHING

For accurate weighing of silage and bales.

Silage Wagons

THE COMPLETE SILAGE FEED OUT MACHINE



The Side Feed model feeds silage and transports and unloads for paddock to stack work, feeds conventional bales and medium square bales. The Side Feed has a wide delivery belt to ensure an even unobstructed flow of material, the belt has strong bonded cleats and the large diameter rollers significantly improves belt tracking and reduces wear and tear to further increase belt life. The Side Feed is ideal for trough feeding, feeding under a wire or feeding along a fence line to avoid trampling.

DURABILITY

Hustler Feed Wagons are built with an exceptionally strong chassis and frame design all steel cross members and a strong heavy duty top rail. The main body and feeder section is fabricated of tough 3mm steel plate producing a strong body reducing maintenance. The heavy duty steel floor is fully welded to withstand any punishment eliminating the need to replace broken floor boards. The steel floor gives less resistance to the moving load, reducing the power required to shift the load.

BENEFITS OF LOAD CELL WEIGHING

Hustler Feed Wagons have a unique load cell weighing system that means the wagon can be a one piece structure, rather than a separate chassis and body. This unique system adds a large amount of strength to the machine. The models 1250 and 1500 have a 4 cell system (2 at the tow point and 2 on axle). The models 1750 and 2000 have a 6 cell system (2 at the tow point and 4 on the 4 corners of the tandem axle assembly). The monitor is on a swing arm so it can be swung out for visibility whilst loading.



MUD GUARDS WITH CRASH BARS



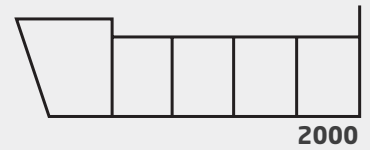
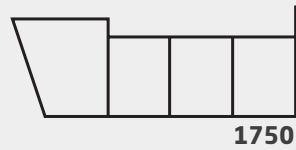
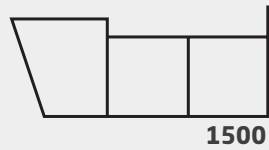
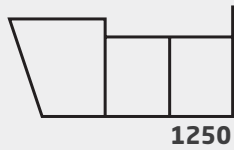
HEAVY DUTY RELIABLE CHAIN DRIVE



OVERLOAD VALVE / LOADSENSING VALVE



LARGE DIAMETER CONVEYOR ROLLERS



> SPECIFICATIONS - Side Feed Models

	SF1250	SF1500	SF1750	SF2000
OVERALL LENGTH	6555mm	7335mm	8115mm	8895mm
OVERALL HEIGHT	2680mm	2680mm	2790mm	2790mm
OVERALL WIDTH	2780mm	2780mm	2780mm	2780mm
LOADING HEIGHT	2550mm	2550mm	2660mm	2660mm
BODY STYLE	Tub	Tub	Tub	Tub
CAPACITY	12.5m ³	15m ³	17.5m ³	20m ³
FLOOR SPEEDS	Variable	Variable	Variable	Variable
FLOOR CHAIN	2 or 4	4	4	4
DELIVERY	Centre/Side	Centre/Side	Centre/Side	Centre/Side
JACK	HD Screw	HD Screw	HD Screw	HD Screw
AXLES	Tandem	Tandem	HD Tandem	HD Tandem
TYRES	11.5/80 x 15.3	400/60 x 15.5Aw	400/60 x 22.5	400/60 x 22.5
TARE WEIGHT	2740kg	3250kg	3700kg	4100kg

*Capacity quoted is level load






The new Hustler Comby Spread has been designed especially for spreading Causmag or minerals directly onto the row of feed. This convenient spreader mounts easily on the side of any feed out machine and can be operated from the tractor seat using 12 volt off/on control unit.

OPERATIONAL FEATURES

This unit controls the special auger which delivers a measured amount of Causmag onto the row with the assistance of a high velocity blower to ensure an even dusting. The delivery of product is via a flexible stainless steel tube. This invention eliminates the need for a separate spreading operation out in the field and the hazards and corrosion associated with spreading Causmag over the load in a feed out wagon.

The Comby Spread is constructed of 3mm steel plate incorporating a rain proof lid and powder coat finish. This versatile unit can be fitted in a matter of minutes to virtually any feed out wagon or comes as an optional extra on any Hustler feed out machine.



Hustler's New Swifthitch

Hustler's New Swift Hitch provides the operator with better visibility, more manoeuvrability and easier connecting than any towbar quick hitch on the market which makes it easier to use and saves your precious time. And it doesn't stop there... it also has the strongest latching system providing more safety and you'll never need to get the grinder and welder out to replace a wear pad again!

REPLACEABLE BOLT-IN WEAR PAD

Most other Quick Hitches on the market have wear pads that need to be cut off and re-welded on once worn out - this can be as frequent as once a year. Our replaceable bolt-in wear pad is simple to replace and saves you time and hassle.

BUILT TO ISO STANDARD

Only hitch on the market that is built to ISO standard 3PTL mounts.

HIGH VISIBILITY LATCH

High visibility see-through latch with pointer - contrasted in yellow for better visibility/safety and a built-in pointer which helps with lining up the towing eye.

BETTER MANOEUVRABILITY

Allows full 90 degree turning when used with single post drawbar trailers - tightest turning angle of any hitch on the market, providing better manoeuvrability.

EASY TO STORE

Stands up on its own, making it easy to store, and connect to the tractor with huge lower linkage arm clearance.

HIGH TENSILE TOW PIN

4140 tow pin for longer life available in 3 sizes 32, 40 and 50mm

BEST VISIBILITY ON THE MARKET

Cleanest and widest see-through tower on the market, and a clear view to the top of the pin.

STRONGEST/SAFEST LATCHING MECHANISM ON THE MARKET

Largest latching pin 3/4" to provide more reliability and loading.


Latch covers more of the eye than others.

Latch locks against the pin, making it impossible to accidentally disconnect, or a forced disconnection.

Latching mechanism/lever is protected inside the main uprights for protection from damage and to eliminate accidental disconnection.

EASY TO CONNECT

Unique 'V' shape latch design that guides the pin under the towing eye making it easier to connect when slightly off centre.



HEAVY DUTY SWIFTHITCH (CAT 2)

32mm Pin - 10 Tonne rated (standard)

40mm Pin - 15 Tonne rated (optional)

SUPER DUTY SWIFTHITCH (CAT 3)

50mm Pin - 20 Tonne rated (standard)

40mm Pin - 15 Tonne rated (optional)

32mm Pin - 10 Tonne rated (optional)



Super Duty Swifthitch

Replaceable with bolt-in wear pad

Hustler's Tip Trailer Range

The proven tip trailers kick back into production, this time in rolling off with a 2 pac coat of Hustler green and strict attention to detail, but built to the same tough standards that Robertson is well known for, that no other tip trailer on the market compares with!

You wanted a tough trailer. We built it...



SPECIFICATIONS

SIX TONNE CAPACITY

- Deck Size: 3650 x 2380mm
- Tyres: 11.5/80 x 15.3
- Tare Weight: 1630kg
- 40mm Towing Eye
- 6mm Steel Plate Floor

EIGHT TONNE CAPACITY

- Deck Size: 4200 x 2500mm
- Tyres: 11.5/80 x 15.3
- Tare Weight: 2230kg
- 50mm Swivelling Towing Eye
- 6mm Steel Plate Floor

TEN TONNE CAPACITY

- Deck Size: 4200 x 2500mm
- Tyres: 400x60 grip
- Tare Weight: 2310kg
- 50mm Swivelling Towing Eye
- 6mm Steel Plate Floor

TWELVE TONNE CAPACITY

- Deck Size: 4800 x 2500mm
- Tyres: 500/50 x 17
- Tare Weight: 3870kg
- 50mm Swivelling Towing Eye
- 6mm Steel Plate Floor

OPTIONAL EXTRAS

400/60 Tyres
LED Road Lights
Brakes - Hydraulic (two wheels)
900mm Hay Extension
Folding Headboard



PROVEN ROBERTSON DESIGN



The Hustler Family

CHAINLESS BALE FEEDERS

The innovative, ultra-reliable Chainless® bale feeders without feed chains, will feed out almost any type of bale you have on hand.

Feeds out

- Any square and round bale
- Any bale type
- Frozen bales
- Teases hay apart maximising feed use
- Infinitely variable feed control



Chainless 2000

- 3pt mounted, self-loading
- 1 bale capacity
- Up to 4 ft wide bales



Chainless XR1500

- Stationary rebaling feeder
- 1 bale capacity
- Up to 4 ft wide bales



Chainless X5000

- Trailed, self-loading
- 2 bale capacity
- Up to 5 ft wide bales
- Total Control Loading

SL BALE FEEDERS

The SL range of feeders provide an economical option for farmers who primarily feed out round bales.

Feeds out

- Round bales of hay or silage
- Some square bales (with optional side bars)
- Easy to use single lever feed control
- Toughest chain and feedbars on the market



SL360X

- 3pt mounted, self-loading
- 1 bale capacity
- Up to 5 ft wide bales
- Snaplox auto connection system provide hands-free loading from either end.



SL450X

- 3pt mounted, self-loading
- 1 bale capacity
- Up to 5 ft wide bales
- Adjustable extension for feeding into troughs



SL700X

- Trailed, self-loading
- 2 bale capacity
- Up to 5 ft wide bales
- Total Control Loading

SOFTHANDS BALE HANDLERS

Hustler's full range of bale handlers offer a model to suit every farm size, built tough with a unique design.

Unique features include

- 3 position adjustable hands to suit any bale size (except CXR)
- Patented equaliser
- Slim hands for close stacking
- Wide range of loader mounts



System 10

- Farmers multi-tool
- Round bales
- 750kg capacity
- Up to 500 bales/yr



CXR Softhands

- Farmers handler
- Round bales
- 1 tonne capacity
- Up to 1000 bales/yr



Compact Softhands

- Farmers handler
- Round and square bales
- 1 tonne capacity
- Up to 1000 bales/yr



Mega Softhands

- Contractors handler
- Round and square bales
- 2 tonne capacity
- 100,000+ bales/yr

SPRAYERS

Hustler's range of boom sprayers embody a raft of new features never seen before - all designed to make spraying safer, easier and more accurate.

Unique features include

- MixMax agitation system
- Unique low profile chassis/tank designs
- Unbeatable boom designs and durability
- Superior boom suspension technology
- Custom build option available



Katipo 680

- Manual controls
- 680 litre capacity
- 6-10 metre manual fold boom



Katipo 890

- Manual controls
- 890 litre capacity
- 8-12 metre manual fold booms
- 50 metre folding hose reel and spray gun



Katipo 1150

- Electric in-cab controls
- 1150 litre capacity
- 10-12 metre hydraulic folding booms

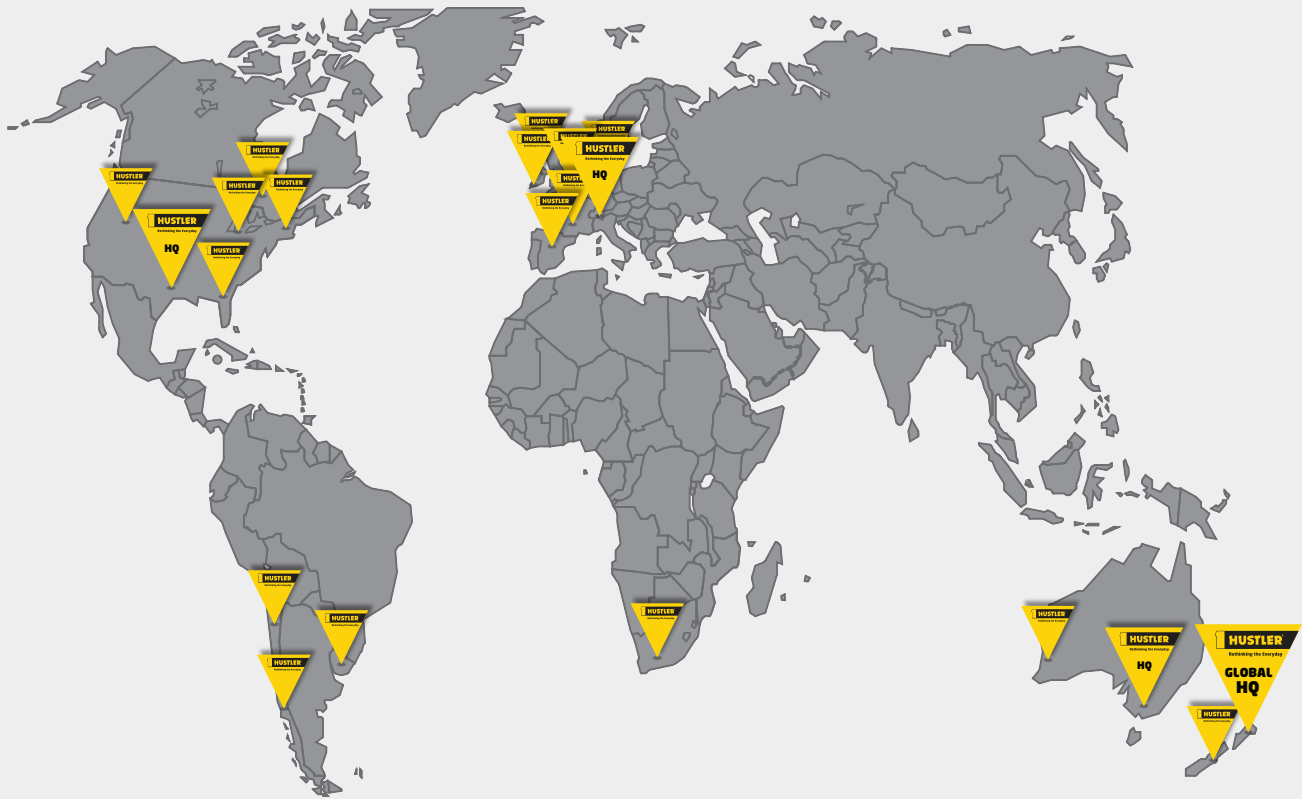


Fox 1500-1800

- Electric - GPS controls
- 1500-1800 litre capacity
- 14-18 metre hydraulic fold booms

After sales support

Our dedication to you doesn't stop when you leave the dealer. That's because owning a Hustler should be as rewarding as the time it saves you. All Hustler built products are backed with a full 2 year warranty for added peace of mind in the field and include Hustler's legendary service, back up and support that exceeds your expectations. **For an extra two years peace of mind, ask about the Hustler Gold Plus Extended Warranty at time of purchase.**





Field Consultants

Hustler's trained Field Consultants are ready to help. Providing sound advice, expert product knowledge training and on farm demonstrations.

Gerald Raikes

Field Consultant, New Zealand
+64 21 221 5053

Nigel Holt

Field Consultant, New Zealand
+64 21 406 599

Jerry Currie

Field Consultant, New Zealand
+64 21 241 6981

Angus Hewetson

Field Consultant, North America
+1 507 201 2470

Dwain Christophersen

Field Consultant, North America
+1 817 933 6066

Peter Hazell

Field Consultant, Europe
+41 56 241 0037

Cameron West

Field Consultant, Australia
+61 437 136 209

Ryan Carroll

After Sales Support
+64 6 873 9520

Get your Hustler



What would you like?



Watch product videos online



Try it on your farm with a free demo



To talk about a trade in



A finance deal or quote



Locate your nearest accredited dealer

FREECALL 0800 487 853 Global Headquarters + 646 879 7926 or visit www.hustlerequipment.com

NEW ZEALAND

Freecall: 0800 487 853

Aftersales: 06 873 9520

Email: parts@hustlerequipment.com

GLOBAL HQ

Hastings, 4153

New Zealand

AUSTRALIA HQ

Shepparton, 3630

Victoria

Australia

NORTH AMERICA HQ

Kansas City, 64190

Missouri

USA

EUROPE HQ

Zurich, 8760

Switzerland