

# MAXXUM® SERIES TRACTORS

**CASE IH**  
AGRICULTURE





# THE WORLD OF FARMING IS CHANGING. WILL YOU BE READY?

Every year, a growing world demands more food, more fibre, more fuel and you get to produce it with less land, less resources and a greater focus on sustainability. Case IH is there to help you be ready with people who work alongside you to understand your operation and your needs. We're there with equipment designed to help you get more done and do it more efficiently. For example, livestock producers, row-crop farmers and mixed-farm enterprises can count on the Maxxum tractors to be ready for the seasons ahead.

BE READY.



LEADING THE INDUSTRY

4-5

OPERATOR ENVIRONMENT

6-7

POWER AND PERFORMANCE

8-9

MAXXUM FAMILY OF TRACTORS

10-11

TRANSMISSION AND PTO

12-13

INTUITIVE INNOVATION

14-15

MAXIMUM UPTIME

16-17

LOADERS AND ATTACHMENTS

18-19

SERVICE AND SUPPORT

20-21

PRODUCT SPECIFICATIONS

22-23



## PERFORMANCE, VERSATILITY, COMFORT. A TRACTOR LIKE THIS COMES ONCE IN A GENERATION.

Maxxum tractors have joined the ranks of Case IH high horsepower tractors powered by FPT engines with proven technology that provides increased performance and fuel efficiency. Maxxum tractors are designed to handle the multiple tasks of livestock operations, row-crop applications and roadside mowing. In addition to enhanced cab visibility and thoughtfully designed controls and comfort.

### POWER AND PRODUCTIVITY.

Maxxum tractors are designed to provide more horsepower when you need it for rough spots and tough jobs, and better engine performance and fuel economy. Outstanding horsepower in its class.

### INTUITIVE INNOVATION.

Nobody understands the challenges you face better than you do. That's why Case IH design engineers work with real tractor users to innovate the new ideas we include in every tractor we make. So when the Maxxum series includes features like the exclusive Turn Assist option to improve loader productivity, or a convenient roof hatch for better visibility, it's because we listened to 'the people' who really matter: the ones in the driver's seat.

### MAXIMUM UPTIME.

You want to spend your time working with your tractor, not on it. Case IH design technology provides long-term durability and outstanding fuel efficiency for tractors that start out strong and keep running strong over the long haul. Ground-level maintenance access makes checking fluid and filters a snap, while 600-hour oil and filter change intervals keep you up and running more hours per season, season after season.

### OPERATOR ENVIRONMENT.

You and your tractor put in long, hard days together. Operator comfort is no luxury; it's a productivity must. So the Maxxum series offers better comfort, better visibility and better control to make the long days—and the big jobs—fly by. And Case IH cab suspension provides a smooth, comfortable ride in the field or out on the road.



## A BETTER DAY'S WORK STARTS WITH A BETTER WORKPLACE.

Operator comfort isn't about making the workday easy. It's all about making every day as productive as possible, even when it starts before sunrise or stretches past sunset. The Maxxum operator environment is designed to make the long hours, and the tough tasks, fly by. The Maxxum Series provides unmatched visibility, and industry-leading cab suspension. All in all, the Case IH Maxxum cab provides the comfort and ease of operation needed to maximise in-field performance during long workdays.



### CAB SUSPENSION.

Reducing the shock loads to the operator by 25 percent, the Maxxum cab suspension offers superior operator comfort, both on the road and in the field. Designed with durable components, this continuously active, adjustable system offers five settings and a full four inches of cab travel.



### PREMIUM AIR SEAT.

The air seat offers the latest in comfort technologies. It is equipped with a low-frequency suspension system, a retractable seat belt, an adjustable armrest and backrest, lumbar support, and base cushion adjustment.



### BETTER VISIBILITY.

The Maxxum SurroundVision cab offers unobstructed vision in all directions, including a high-visibility roof panel with optional opening window. The narrow, sloping hood is closely formed around the engine for excellent visibility of front-mounted implements.







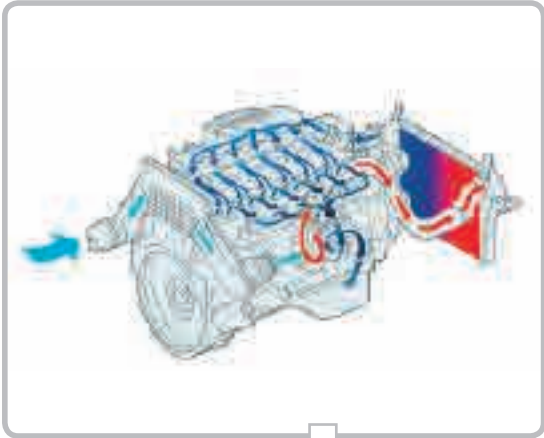
## POWER AND PERFORMANCE MADE SIMPLE.

What could be simpler? Select your horsepower, then pick your configuration. The new Case IH Maxxum series tractors are available in two configurations: with three horsepower offerings from 112–141 (92–121 PTO) engine horsepower.



### POWER WHEN YOU NEED IT.

More work, less service time with 600 hour service intervals. The Case IH FPT engines keep working harder and longer. Designed by FPT, the Case IH engine delivers power and efficiency.



### PERFORMANCE DETAILS THAT MAKE THE DIFFERENCE.

Inlet and exhaust manifolds are positioned on opposite sides of the Maxxum cross-flow cylinder head, allowing the use of large inlet and exhaust ports for optimum air/fuel mixing and combustion. And all models feature cooling with a 9-blade viscous fan, which runs quieter than conventional fixed fans.



### BIG TANKS FOR LONG DAYS.

The high-capacity fuel tanks permit longer work periods before refueling. A wide filler opening allows easy refilling from ground level, with no spilling of fuel, and a water in fuel sensor and tank guard are standard equipment on all Maxxum models. Maxxum 4-cylinder models feature 175 L capacity, while the Maxxum 6-cylinder model tank capacity is 250 L.

## SAVING YOU MONEY.

Fuel efficiency and reliability are hallmarks of the proven, Tier III engine in Case IH Maxxum models. This mechanical 2-valve per cylinder engine includes minimal electronics, for no nonsense control and horsepower without the frills. Easy to maintain and service, this workhorse will prove itself for years in the field.





## LIVESTOCK? ROW CROP? ROADSIDE MOWING? THERE’S A MAXXUM MODEL FOR YOU.

The Case IH Maxxum series offers you state-of-the-art features to help deliver better productivity and greater profitability. These tractors are designed to handle the multiple tasks of livestock operations, row-crop applications and roadside mowing with enhanced cab visibility plus power, fuel economy, ease of use and solid performance.

### PICK THE MODEL THAT WORKS FOR YOU.

The variety of Maxxum series models makes it easy to choose the tractor that’s best for your needs. First, pick your engine from 92–112 PTO HP. Then, choose your specification based on your need. Whichever you choose, you’ll get performance, productivity, and long, reliable service life.

### A HARD-WORKING, VERSATILE WORKHORSE.

Nothing beats Case IH Maxxum tractors for flexibility, maneuverability and serviceability. Here’s the ideal tractor for the midsize farm, loader applications, haymaking, mowing, mixed farming operations with crops and livestock, and more. Get all the industry-leading features you want—and nothing you don’t—on this powerful, multipurpose machine.

Model Number	PTO HP	Engine
Maxxum 110	92	4.5 Litre 4-Cylinder
Maxxum 125	106	6.7 Litre 6-Cylinder
Maxxum 140	121	6.7 Litre 6-Cylinder



# THE MAXXUM EFFICIENCY PACKAGE FOR ENHANCED VERSATILITY AND MANOEUVRABILITY.

Maxxum transmissions give you the level of automation you need to optimise your productivity - both in the field and on the road.  
A fullyintegrated electronically-controlled PTO system on both models makes operating machinery safe and efficient.

## TAKE YOUR PICK OF TRANSMISSIONS.

Transmission
24X24 Synchro with two-speed Hi/Lo Powershift (Optional)
16X16 Semi-Powershift with Autoshift (Standard)
Creeper option available on 16X16 (Optional)
17X16 Semi-Powershift with 50kph AutoField and AutoRoad modes (Optional)
17X16 Semi-Powershift 40 kph ECO with AutoField and AutoRoad modes (Optional)

CVT also available – See Maxxum CVT Brochure)

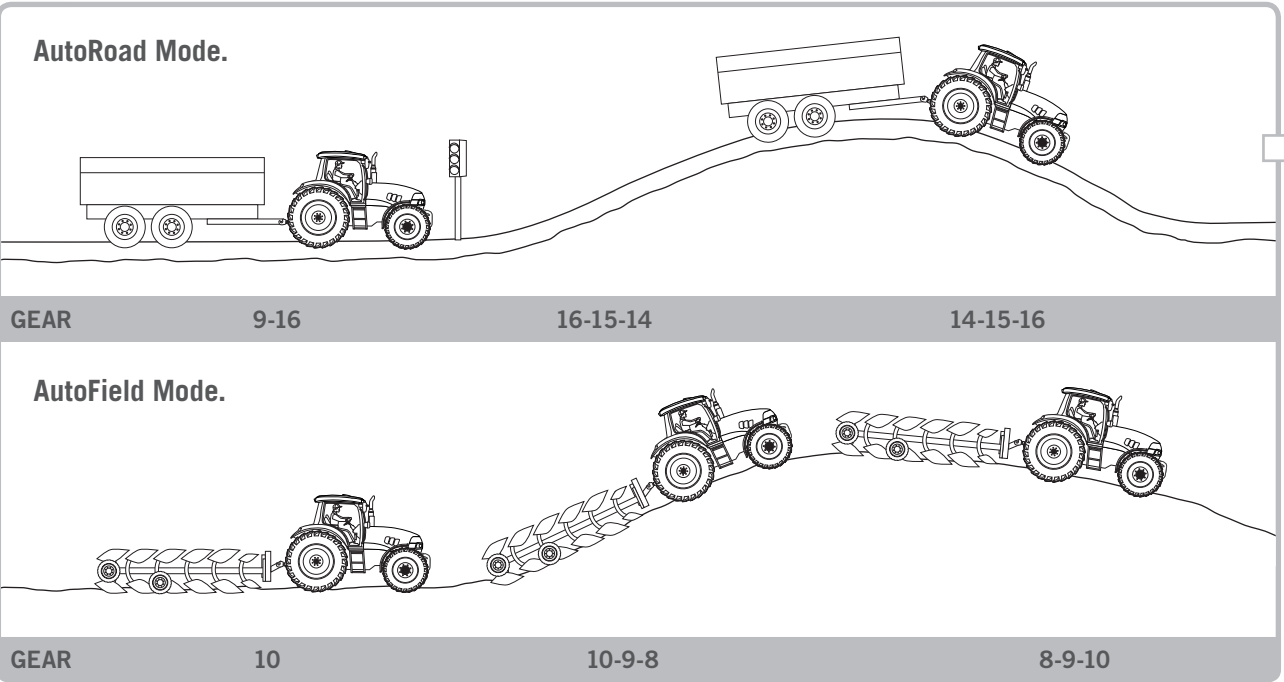
## ECO GEAR SAVES YOU MONEY AT 40 KPH.

Maintaining 40 kph at reduced engine revs of just 1900 rpm (instead of 2200 rpm in 16th gear) means less wear to the engine and fuel savings of 10%. That represents a substantial reduction in your fuel bill if your tractor is being used for transport work as well as in the field.

## HIGHLY EFFICIENT PTO.

The rear PTO on all Maxxum tractors features a 540/750/1000 rpm system driven directly direct from the engine flywheel for maximum efficiency. A soft start system gradually increases output torque during start-up to reduce the strain on machinery and driveshafts.

A 1000 rpm front PTO is also available for extra versatility. Easily-accessible PTO switches are located on the tractor fenders next to the hitch buttons so machines can be operated from the ground.



## AUTO SHIFT.

AutoField and AutoRoad modes optimise the Semi-Powershift transmission and provide automatic shifting based on load for increased productivity and fuel savings.

Gear shifts are smooth because they are based on load. Small loads and shifts will be slow, large and they will be fast.

## ACHIEVE MORE IN A SINGLE PASS WITH A FRONT HITCH\* AND PTO\*.

Boost productivity even further by operating front and rear end implement combinations simultaneously. Maxxum tractors are available with Cat II front linkages and a 1000rpm PTO fully integrated into the tractor with a maximum lift capacity of 3700kg.



## NOBODY KNOWS YOUR CHALLENGES BETTER THAN YOU. THAT'S WHY THERE'S NOBODY WE'D RATHER LISTEN TO.

At Case IH, we use a process called Customer Driven Product Design (CDPD). At its heart, it's based on the simple idea that nobody knows more about what a piece of equipment should do than the people who use it. Case IH engineers work with producers in the field to build better tools and technologies that deliver meaningful, easy to use performance advantages. That's where the innovations in these Maxxum tractors come from.

## MAXIMUM POWER TO THE GROUND.

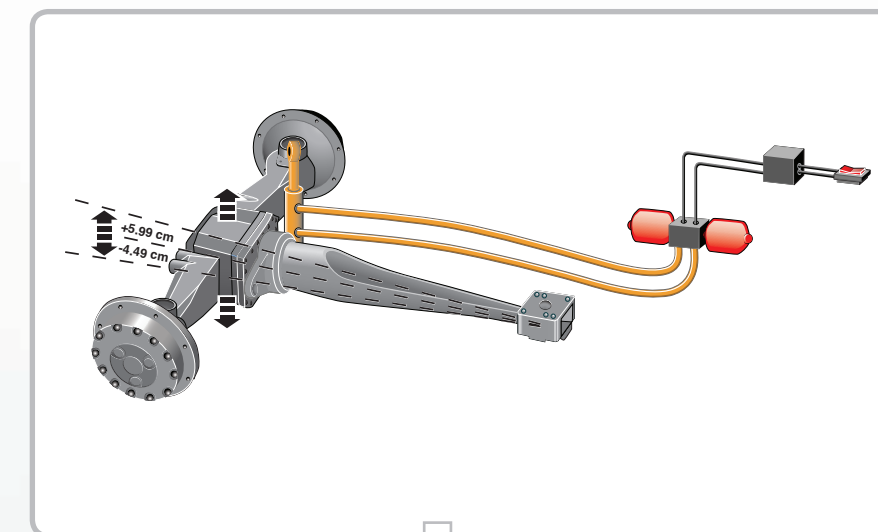
Maxxum tractors give you power and the capability to control it with ease. In addition to the traction management system, your Maxxum tractor is equipped with a range of features to improve steering, braking and safety both on the road and around the yard.

### PROVEN DRIVELINE SPECIFICATIONS.

Faster and smoother operation is possible without compromising safety or stressing the operator. Combined with the tractor's favourable performance/weight ratio, these features are designed to deliver maximum traction and minimum compaction.

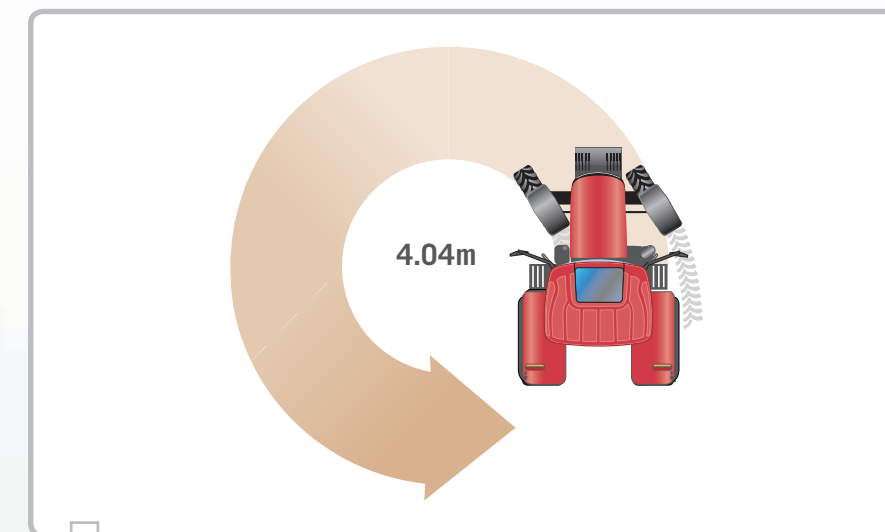
### POWERFUL ALL-WHEEL BRAKING.

Heavy duty, maintenance-free, oil immersed disc brakes. Hydraulic and air brake systems for trailers are also available.



### SUSPENDED FRONT AXLE.

Suspended front axle option provides a more comfortable ride, increased traction and enhanced fuel efficiency.



### IMPRESSIVE TURNING CIRCLE.

Due to their compact engine dimensions Maxxum tractors have an extremely tight turning radius. Dynamic Fenders, fitted, give these tractors an additional 30% in steering angle for really superb handling characteristics.





## SPEND YOUR TIME WORKING WITH YOUR TRACTOR, NOT ON IT.

Long as they may be, workdays are too short to spend any more time than you have to tending to your equipment. Getting the most out of yourself, and your tractor, means spending your time getting the job done. So Maxxum tractors are designed for the long hours you put in, offering more uptime and higher productivity. Long story short, you get long days, long service intervals, long service life.



### GET ROLLING QUICKER EVERY DAY.

Maxxum series tractors are designed to make maintenance quick and easy by offering excellent service access. For instance, for routine maintenance, there's no need to remove the service side shields. In fact, you can check the oil without even raising the hood.



### IT'S ALL WITHIN REACH.

In the spirit of keeping things simple, radiators and coolers fold out for convenient access. That means the cleaning process is quick and easy.



### GO LONGER BETWEEN OIL CHANGES.

Smart engine design offers more than power and economy—it also provides longer service intervals. Maxxum tractor engine oil and filter change intervals are both 600 hours. The oil filter is easily replaced from the left side of the tractor.



### A LOW-MAINTENANCE FUEL SYSTEM.

Maxxum tractors feature a premium fuel filtration system as well as a standard water sensor that prevents damage to the fuel system. Like the oil change, the fuel filter change service interval is 600 hours, so it's easy and convenient to schedule. It adds up to maximum fuel system protection for increased reliability and long component life.





# LOADER-READY WHEN YOU ARE.

Case IH Maxxum tractors are available loader-ready and designed to operate as a system with the three models available. And to make sure you get the productive loader work out of your Maxxum, there's a wide range of buckets and tools. That way you can easily select the perfect tool or attachment, no matter what you need to get done.



## THREE LOADERS, ONE STANDARD OF EXCELLENCE.

Case IH offers three loader models that fit the Maxxum range, all featuring fast, easy mounting and rugged, durable construction. And they all give you the option of mechanical leveling as well as a wide range of buckets and attachments.

## A BIG TOOLKIT TO CHOOSE FROM.

Like the man says, if you can't find it here, you probably don't need it. The Case IH Maxxum series offers more than 20 tools and attachments, including:

- Heavy-duty and high-volume buckets
- Forks
- Grapples
- Bale spikes
- Grips
- Lifters
- Cutters

LOADERS FOR MAXXUM TRACTORS				
	PTO HP	Prime-Lift 50	Vision-Lift 50	Vision-Lift 60
Mechanical Self-Leveling		Yes	Yes	Yes
Non Self-Leveling		Yes	Yes	Yes
4-CYLINDER				
Maxxum 110	90	•		
6-CYLINDER				
Maxxum 125	105		•	
Maxxum 140	120		•	•



## MORE THAN TRACTORS TO WORK *FOR* YOU: WE'VE GOT PEOPLE TO WORK *WITH* YOU.

Case IH puts more professionals in the field than anybody in the industry. We've got a network of dealers with the expertise to equip you, advise you and support you every way they can. There are parts and service technicians ready to assist you before, during and after the sale. CNH Capital will work with you to customize financing solutions to identify what works best for your situation. It's an integrated system, with equipment, maximum service and financing options in one package—all focused on getting you ready for whatever comes next for you and your operation.



### DEALERS WHO KNOW YOUR REGION – AND YOUR OPERATION.

Our dealers are the backbone of the Case IH network. They're the ones who understand your part of the country and your operation. They're the ones ready to help you find the right tractor, with the best options, along with the tools and attachments to fit the demands of your operation.



### PARTS AND SERVICE TO KEEP YOU UP AND RUNNING.

Find a full line of Case IH parts and components at your local dealer—plus full-service maintenance programs and industry-leading warranties. Here you'll find expertise applied by skilled, factory-trained service professionals committed to providing you maximum uptime, season after season.

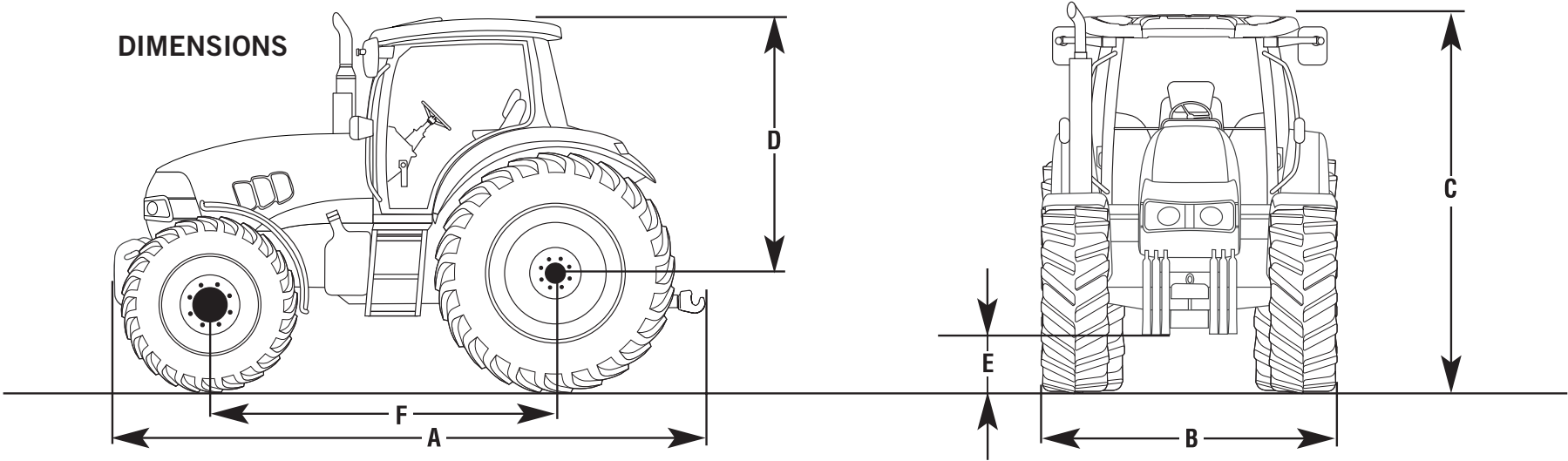


### OVER 50 YEARS OF FINANCING SOLUTIONS.

CNH Capital's extensive experience in the agriculture industry has created a deep understanding of your unique needs. Competitive equipment financing with flexible payments can be timed to your cash flow. Or, conserve capital and reduce upfront payments with operating and finance leases. For other needs, choose credit cards specific to the agricultural industry, or let us help you finance crop-input products or land rental. CNH Capital helps you find financing options that fit the way you farm.



MODELS – MAXXUM		MAXXUM 110		MAXXUM 125		MAXXUM 140	
ENGINE							
Aspiration / Emission level		Turbo intercooler / Stage 3A					
Capacity / No. of cylinders		4485 / 4		6728 / 6		6728 / 6	
Rated engine power ECE R120 <sup>1)</sup> (kW/hp)		82 / 112		93 / 126		104 / 141	
Rated engine power ECE R120 <sup>1)</sup> – Power Management <sup>2)</sup> (kW/hp)		–		–		–	
Rated engine speed (rpm)		2200		2200		2200	
Maximum engine power ECE R120 <sup>1)</sup> @ 1900/2000rpm (kW/hp)		82 / 112		93 / 126		104 / 141	
Maximum engine power ECE R120 <sup>1)</sup> – Power Management <sup>2)</sup> (kW/hp)		–		–		–	
Max. torque at engine rpm ECE R120 (Nm)		510 / 1400		555 / 1250		625 / 1250	
Max. torque ECE R120 at 1600rpm – Power Management <sup>2)</sup> (Nm)		–		–		–	
Torque rise (%)		43		38		39	
Fuel tank capacity (l)		176		250		250	
TRANSMISSION*							
Type		Powershift, Powershuttle					
Number of speeds / with creeper (FxR)		16 x 16 / 32 x 32		16 x 16 / 32 x 32		16 x 16 / 32 x 32	
Number of speeds Economy 40kph or 50kph (FxR)		17x16		17x16		17x16	
FOUR-WHEEL DRIVE AND STEERING							
Four-wheel drive engagement		Electro-hydraulic with Auto 4WD and Auto Diff lock*					
Steering angle (°) / Optimum turning radius (m)		55 / 4.04		55 / 4.36		55 / 4.36	
POWER TAKE OFF							
Type		Electro-hydraulic shiftable with progressive PTO control					
Speeds (rpm)		540 / 540E / 1000		540 / 540E / 1000		540 / 540E / 1000	
Engine speeds (rpm)		1969 / 1546 / 2120		1969 / 1546 / 2120		1969 / 1546 / 2120	
Front PTO* speed / Engine speed (rpm)		1000 / 2120		1000 / 2120		1000 / 2120	
HYDRAULIC SYSTEM							
Max. pump flow and system type main hydraulic		80 l/min with fixed displacement or 113 l/min with pressure flow compensation/sensing					
Control		EHC (electronic hitch control) with hitch ride control					
Maximum lift capacity at ball ends with arms horizontal (kg)		7864		7864		7864	
Remote valve configuration		up to 4 rear remotes, 1 power beyond, 2 mid-mounts (mechanical)					
Front hitch* max. lift capacity (kg)		3700		3700		3700	
WEIGHTS* and DIMENSIONS <sup>3)</sup> with Cab 4WD							
Minimum weight / Permissible total weight (kg)		4790 / 9000		4910 / 9000		4920 / 9000	
A: Overall length / B: Minimum width / C: Minimum height - low roof (mm)		4292 / 1873 / 2694		4532 / 1913 / 2702		4532 / 1913 / 2702	
D: Height at centre of rear axle / to top of cab - Low roof / Standard / Standard with cab suspension (mm)		1980 / 2100 / 2165		1980 / 2100 / 2165		1980 / 2100 / 2165	
E: Ground clearance under drawbar (mm)		427		478		478	
F: Wheelbase standard / suspended front axle (mm)		2412 / 2421		2652 / 2661		2652 / 2661	
STANDARD TYRES <sup>4)</sup>							
Front / Rear		13.6 R24 / 16.9 R34		14.9 R24 / 16.9 R38		14.9 R24 / 16.9 R38	



MAXXUM CVT ALSO AVAILABLE  
(SEE MAXXUM CVT BROCHURE  
FOR MORE INFORMATION)





SAFETY NEVER HURTS!™ Always read the Operator's Manual before operating any equipment. Inspect equipment before using it, and be sure it is operating properly. Follow the product safety signs, and use any safety features provided. CNH Australia Pty Ltd reserves the right to make improvements in design and changes in specifications at any time without notice and without incurring any obligation to install them on units previously sold. Specifications, descriptions and illustrative material herein are as accurate as known at time of publication, but are subject to change without notice. Availability of some models and equipment builds varies according to the country in which the equipment is used.

©2013 CNH Australia Pty Ltd. All rights reserved. Case IH is a registered trademark of CNH America LLC. Any trademarks referred to herein, in association with goods and/or services of companies other than CNH America LLC, are the property of those respective companies.

Printed in Australia. [www.caseih.com](http://www.caseih.com)

14AUSMAX002